

**2010 Annual Operating Budget**

**Metropolitan Council**

**Budget Hearing**

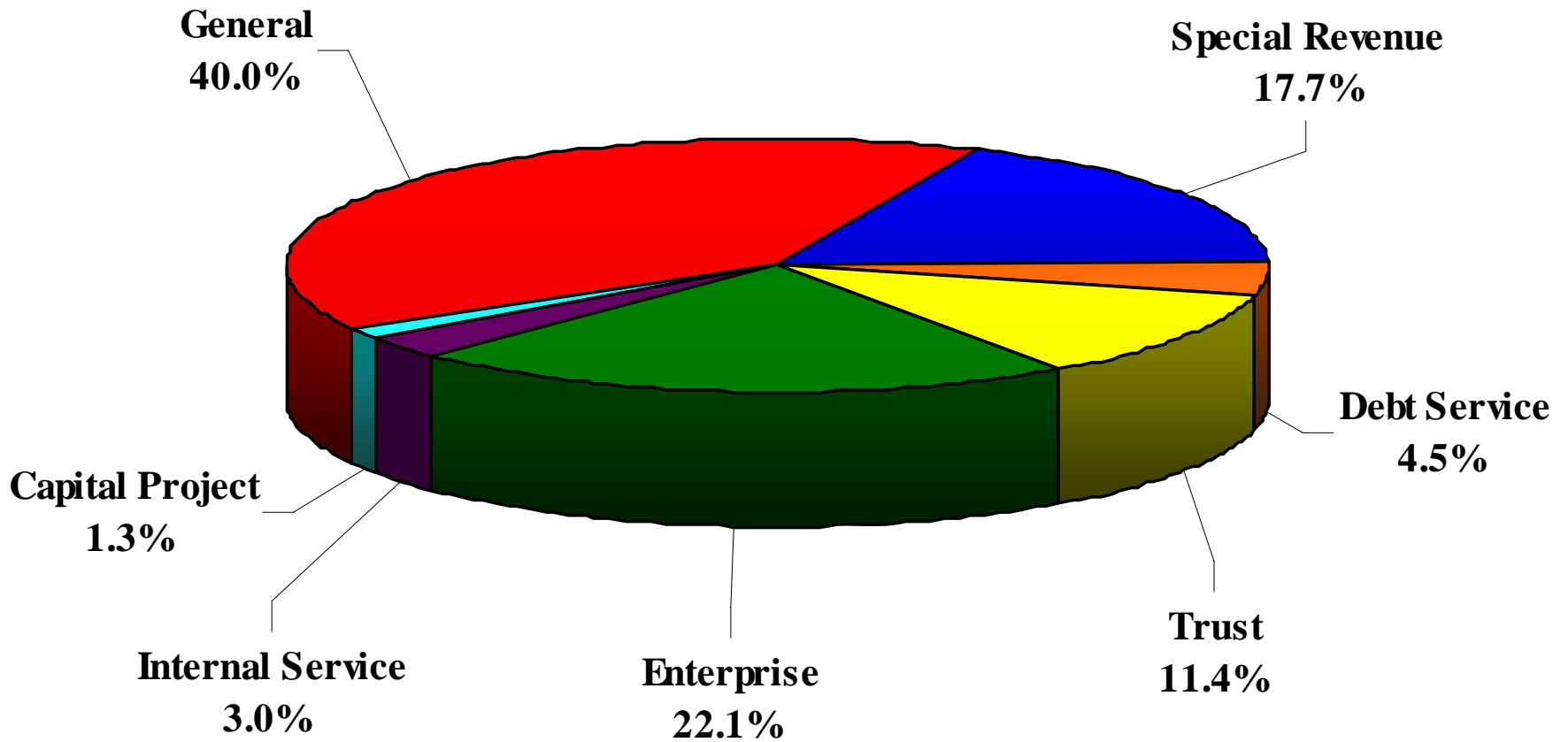
**Tuesday November 24, 2009**

# APPROPRIATIONS – ALL FUNDS

## 2010 COMPARED TO 2009

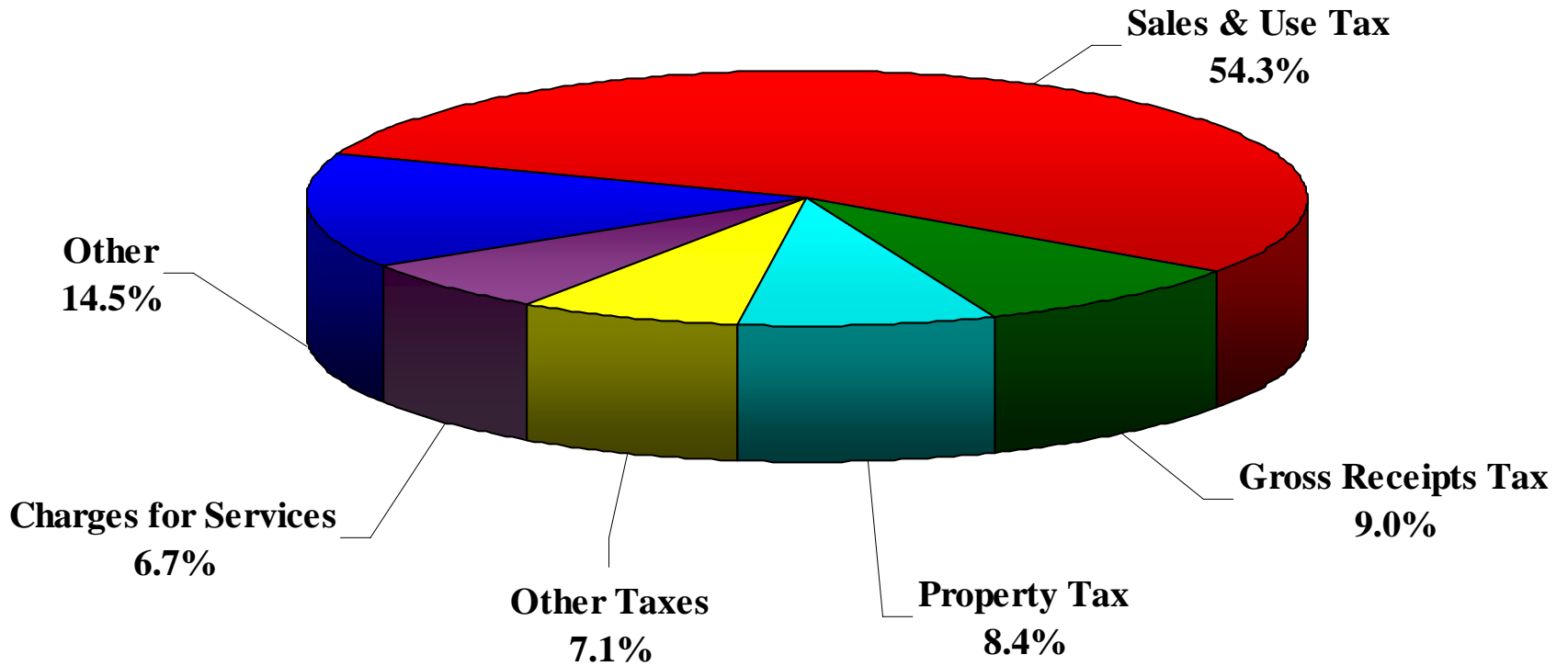
<u>Fund Type</u>	<u>2009</u> <u>Budget</u>	<u>2010</u> <u>Budget</u>	<u>2010 Budget Over</u> <u>(Under) 2009 Budget</u>	
			<u>Amount</u>	<u>Percent</u>
General	\$ 281,873,290	\$ 283,083,950	\$ 1,210,660	0.43%
Special Revenue	129,183,384	126,612,079	(2,571,305)	-1.99%
Debt Service	33,165,220	41,058,250	7,893,030	23.80%
Capital Project	19,830,000	10,375,840	(9,454,160)	-47.68%
Enterprise	154,055,940	160,798,430	6,742,490	4.38%
Internal Service	22,096,100	20,881,000	(1,215,100)	-5.50%
Pension Trust	76,396,850	79,796,020	3,399,170	4.45%
Subtotal	716,600,784	722,605,569	6,004,785	0.84%
Less: Transfers Between Funds	(21,736,570)	(21,495,660)	240,910	-1.11%
<b>Grand Total</b>	<b>\$ 694,864,214</b>	<b>\$ 701,109,909</b>	<b>\$ 6,245,695</b>	<b>0.90%</b>

**TOTAL 2010 APPROPRIATIONS  
BY FUND TYPE  
\$701,109,909**



# 2010 GENERAL FUND FUNDING SOURCES

**\$283,083,950**



## ITEMS IMPACTING 2009 GENERAL FUND BUDGET

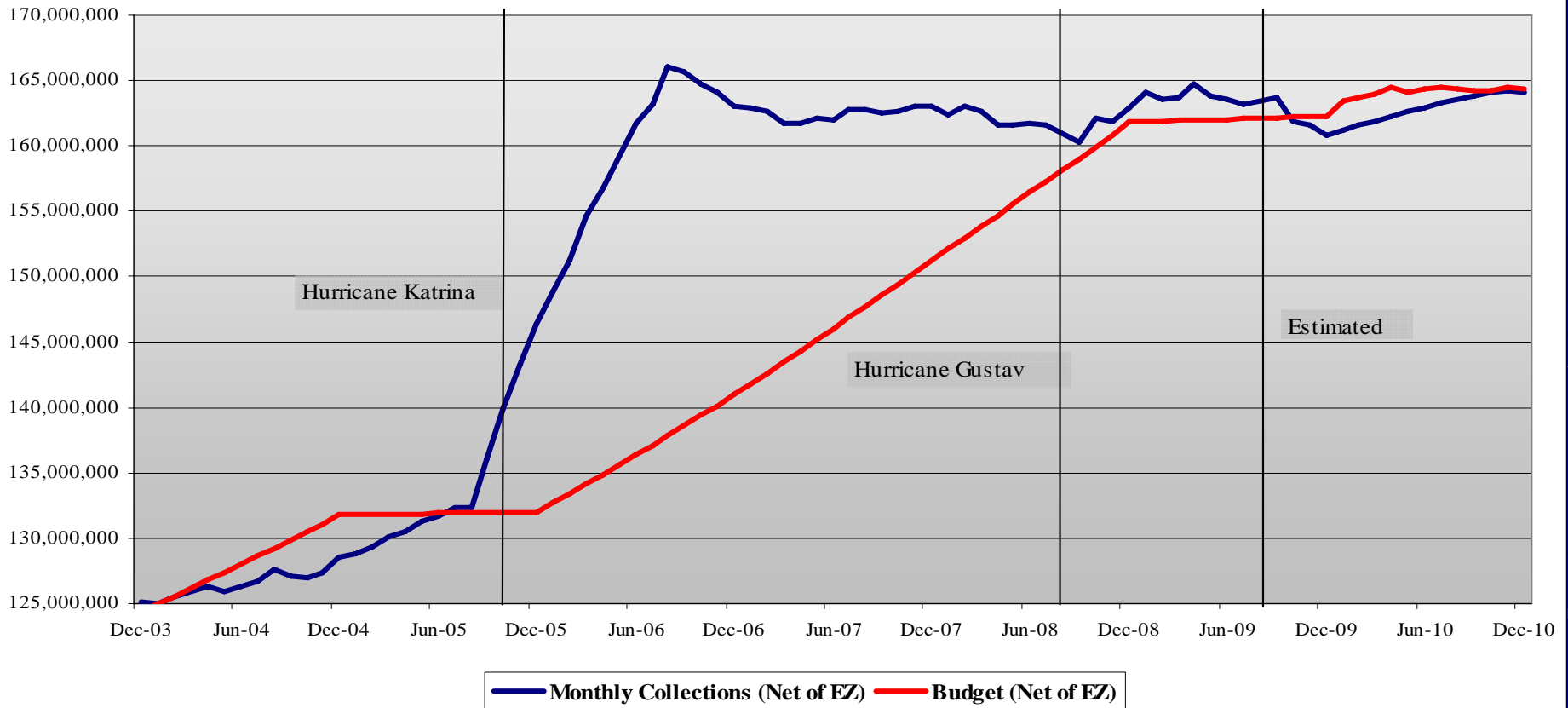
- Sales tax revenues down by 2.43% through August, and down 2.34% through September. 2009 collections remain within amount budgeted.
- Building related revenues down by 39%
- Gross receipt taxes down by 22% through 3<sup>rd</sup> quarter
- Red light camera revenues up
- Gaming revenues to exceed 2009 collections by 36% based on new contracts
- Interest earnings down significantly due to decline in rates
- 2009 appropriations will be reduced in areas where there are surpluses due to fuel costing less than anticipated at the time of budget preparation

# 2010 GENERAL FUND REVENUES

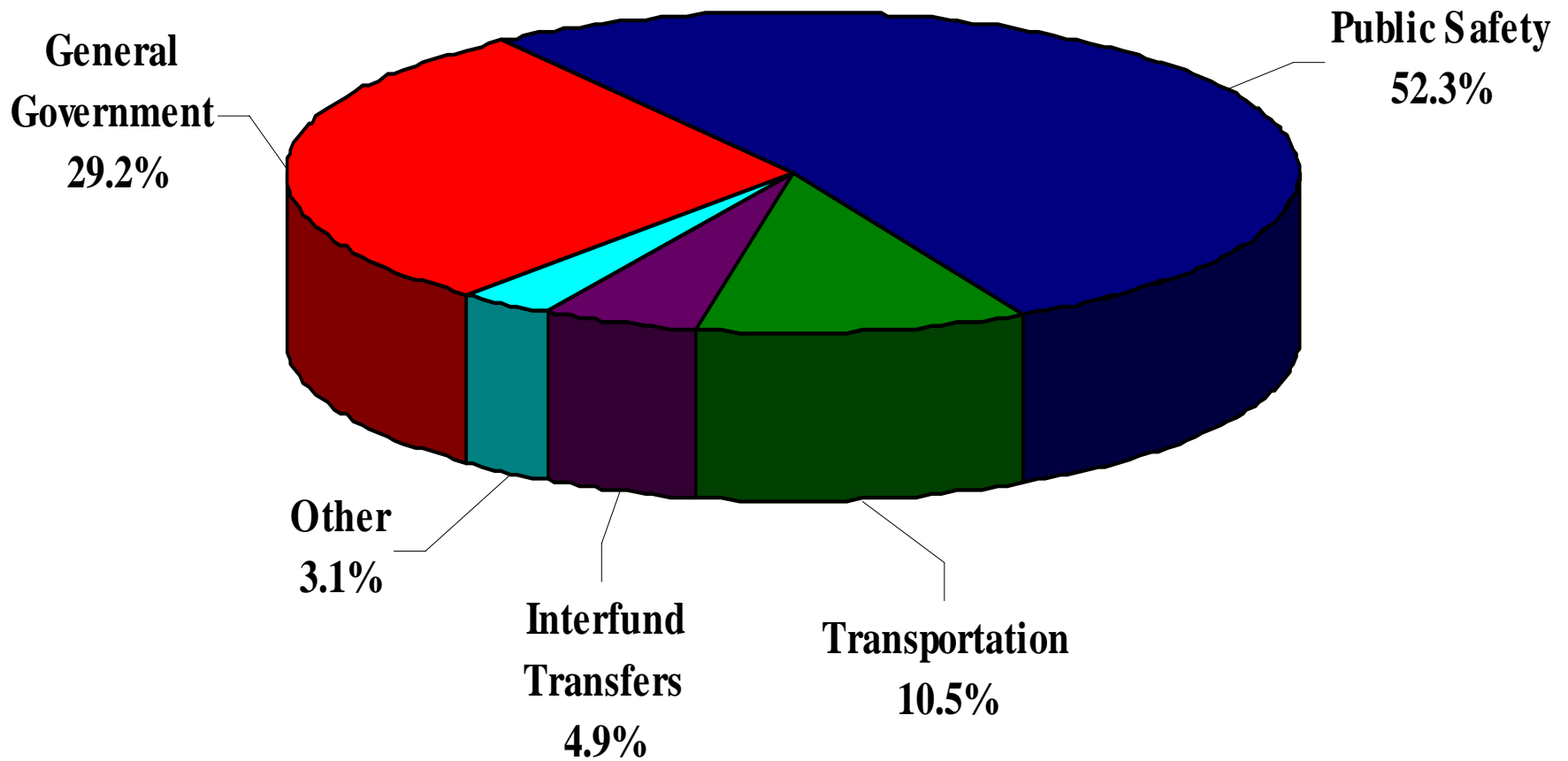
	<b>Increase (Decrease)</b>
<b><u>REVENUE GROWTH:</u></b>	
General Sales & Use Tax - 1% Over 2009 Projected	\$2,098,790
Gaming Revenues - 2010 Projection Based on New Contracts	1,000,000
Red Light Safety Camera Revenues	923,070
Fiscal Management Fees Assessed to Grants and Special Funds	886,380
On-Behalf Payments Including State Supplemental Pay	733,040
General Property Tax - 2.8% Over 2009 Projected	359,490
Sales Tax Collection Costs Assessment to Green Light Program	300,000
Gross Receipts Business Taxes - 2.4% Over 2009 Projected	(2,053,230)
Interest Earnings - Due to Decline in Rates	(1,564,000)
Licenses & Permits - Due to the Decline In Construction Activity	(1,421,650)
Other Revenues	(265,760)
<b>TOTAL REVENUE GROWTH</b>	<b>\$996,130</b>

# SALES TAX COLLECTIONS

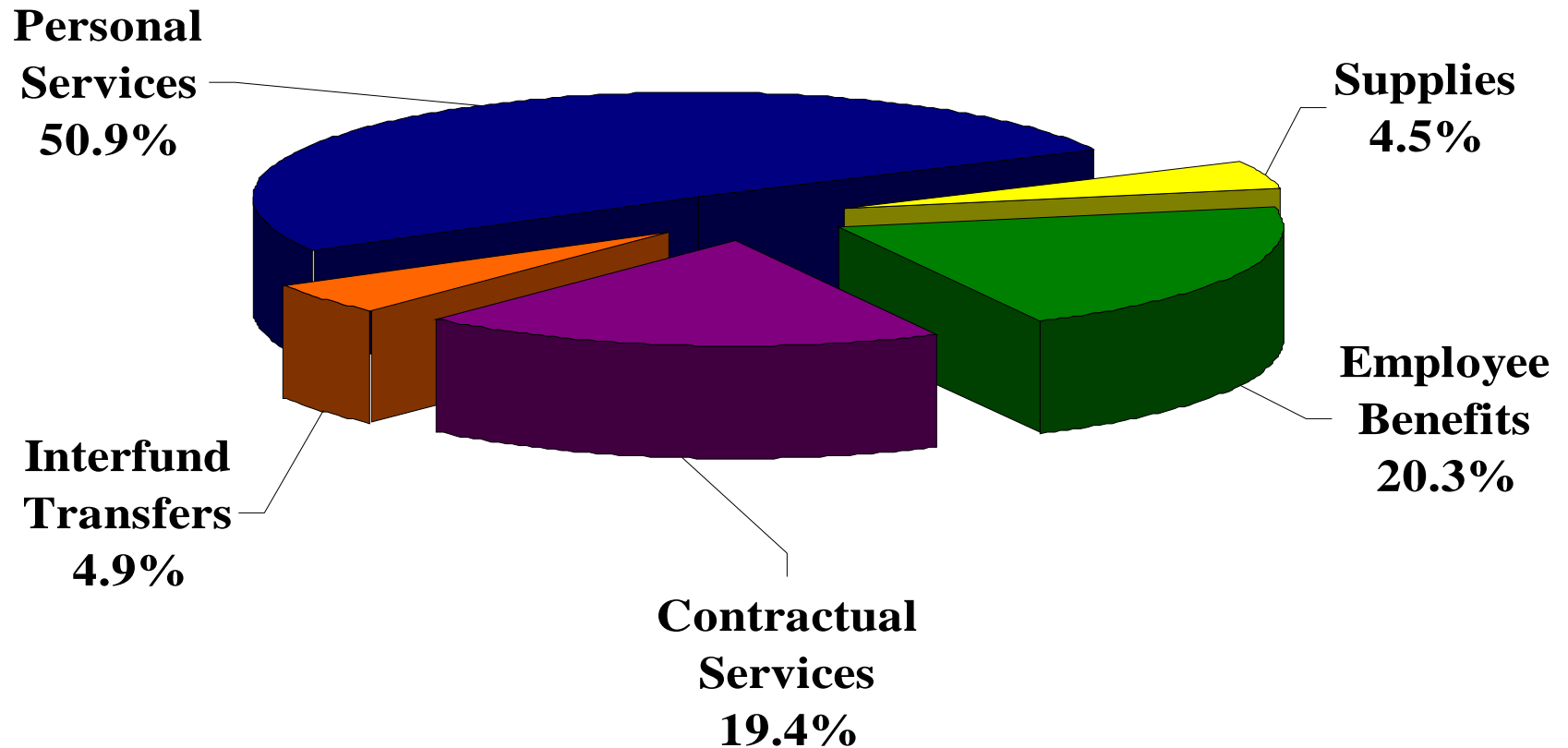
## 12-Month Rolling Forecast



**2010 GENERAL FUND APPROPRIATIONS  
BY MAJOR FUNCTION  
\$283,083,950**



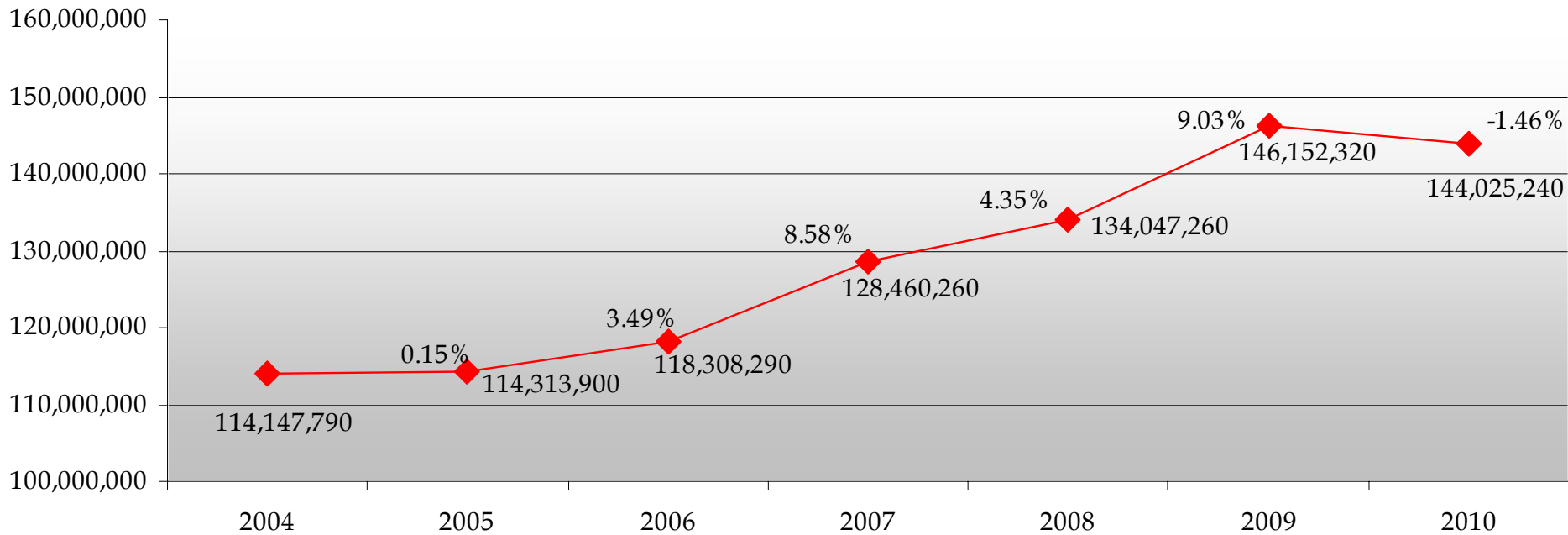
**2010 GENERAL FUND  
APPROPRIATIONS BY TYPE  
\$283,083,950**



# 2010 APPROPRIATION CHANGES

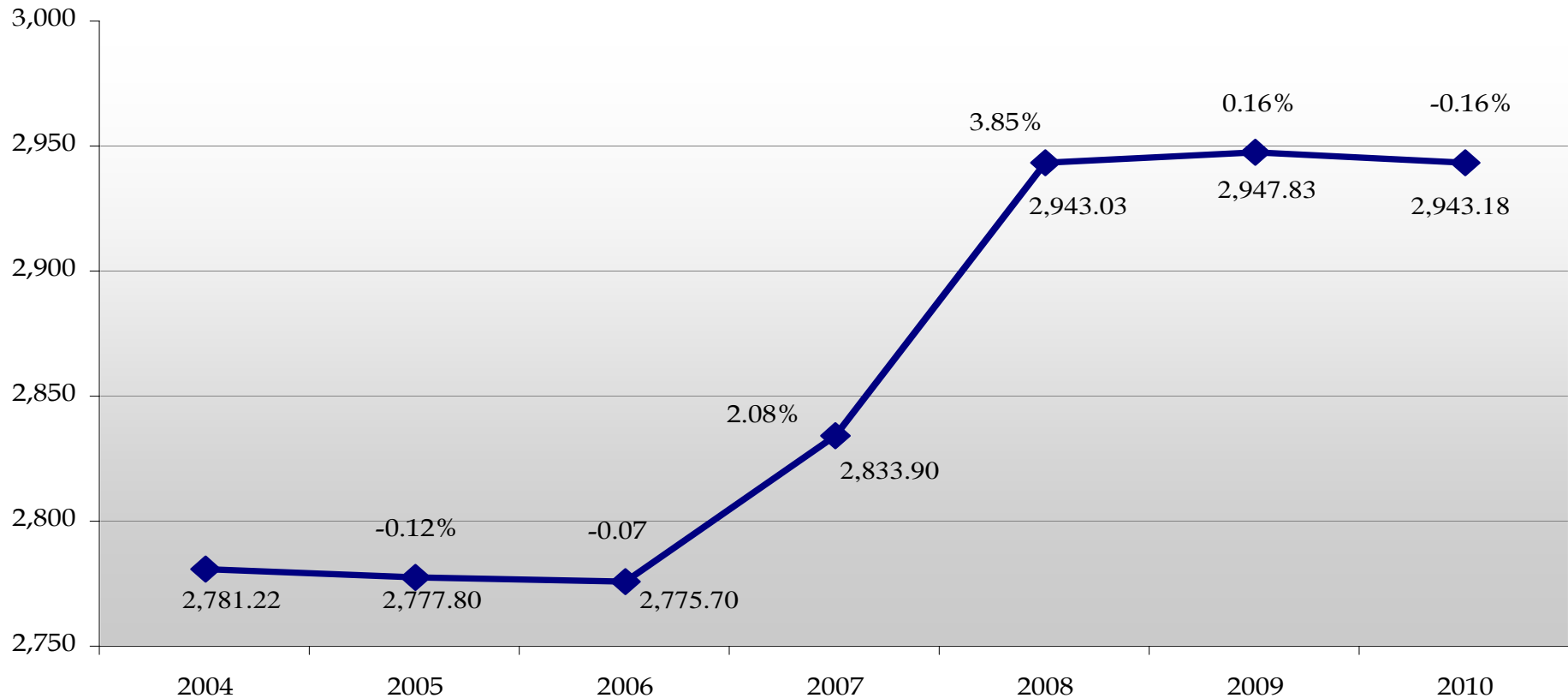
	<u>Increase (Decrease)</u>
<b><u>APPROPRIATION CHANGES:</u></b>	
Retirement Contributions	\$3,911,800
Health Insurance - 10% Increase in Employer Contributions	1,985,820
Prisoner Related Costs - Feeding, Transporting, and Housing Inmates Out-of-Parish	1,170,690
19th Judicial District Court Building Expenses (Partial Year)	973,000
On-Behalf Payments Including State Supplemental Pay	733,040
Red Light Camera Collection Costs	323,080
Coroner's Office for Forensic Services	161,250
Other	95,100
Larger Departments to Self-Fund Merits	(1,835,060)
Public Building Utility Costs	(1,527,710)
Fuel Cost Reductions	(892,510)
Personal Services Including Overtime, Contract, and Temporary Employees	(840,180)
Supplies, Primarily Small Equipment in Police and Fire	(724,730)
DPW Waste Management Division Street Sweeper Function Funded in Solid Waste Disposal Fund	(657,700)
DPW Equipment Program	(657,570)
Compromised Judgments Funded from Insurance Reserve	(500,000)
Computerized Systems Funded from Fund Balance	(400,000)
Debt Service	(322,190)
<b>TOTAL APPROPRIATION CHANGES</b>	<u>996,130</u>
<b>Fund Balance Included in the 2010 Budget</b>	9,488,930
<b>Less Fund Balance Included in the 2009 Budget</b>	<u>(9,274,400)</u>
<b>Total Increase in 2010 Budget Over 2009 Budget</b>	<u><u>\$1,210,660</u></u>

# General Fund Personal Services Increase from 2004 to 2010 Proposed Budget *% Change Over Prior Year*



*Note: 2004 through 2008 reflects Actual Expenditures; 2009 Budget; and 2010 Proposed includes the provision that the departments self-fund merits and amendments to the pay plan and allotment are limited.*

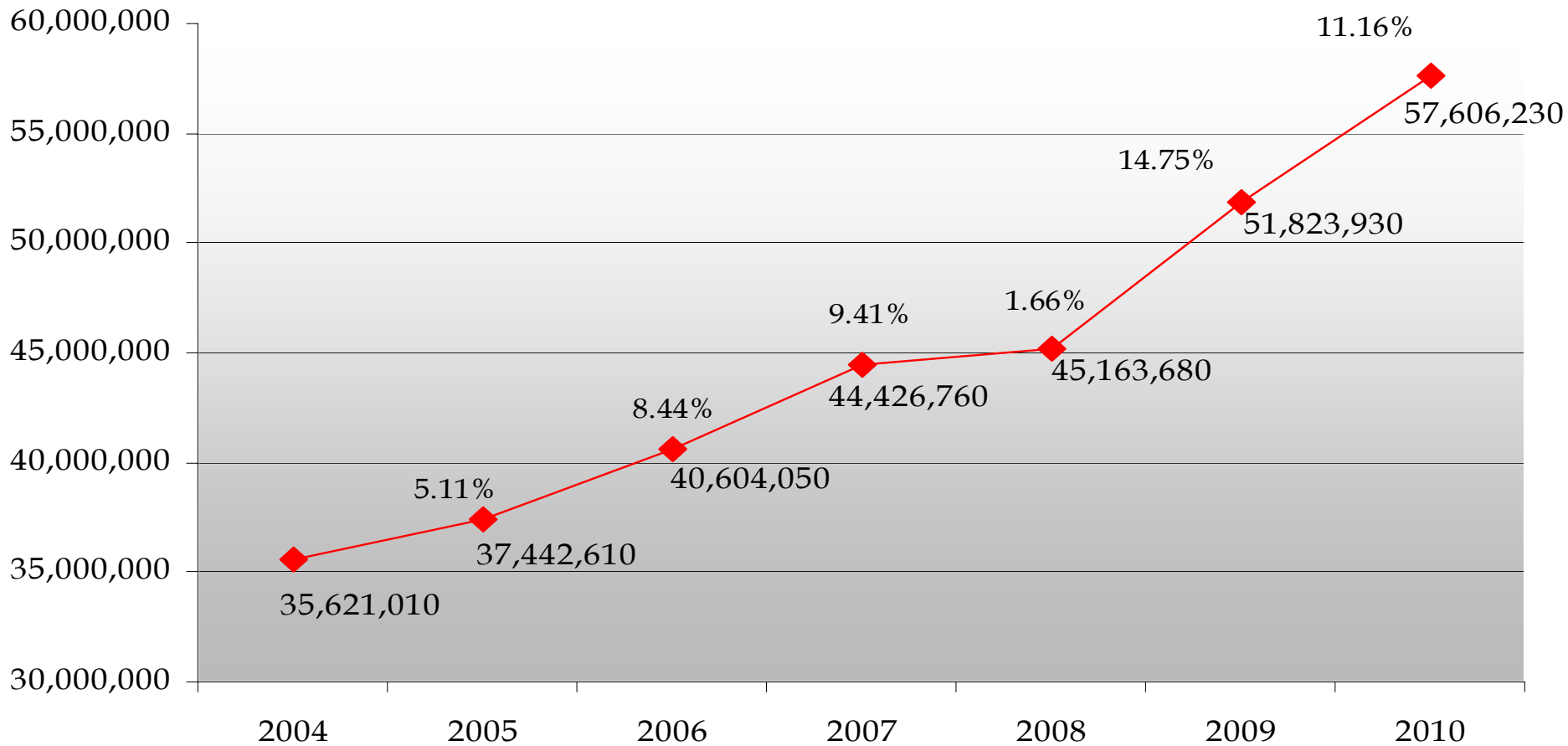
# General Fund Full Time Equivalent Position History 2004 to 2010 Proposed Budget



*Note: 2004 through 2008 reflects actual FTE; 2009 FTE includes mid-year adjustments; and 2010 Proposed includes the decrease of 4.65 FTE's, which includes a decrease of 5.40 in DPW due to the dissolution of the Complaint Resolution Division by the transfer of positions to the other DPW General Fund divisions and to the Comprehensive Sewerage System Fund and transferring positions in the Waste Management Division to the Solid Waste Disposal Facility Fund.; the deletion of a HR Division Manager; the increase of a Purchasing Analyst I (only 3 months); the addition of a Social Worker in Prison Medical Services; and deleting three Attorney B's part time positions with the addition of two Assistant Parish Attorney full time positions.*

# General Fund Employee Benefits Increase from 2004 to 2010 Proposed Budget

*% Increase Over Prior Year*



*Note: 2004 through 2008 reflects Actual Expenditures; 2009 Budget; and 2010 Proposed Budget*

# QUESTIONS